

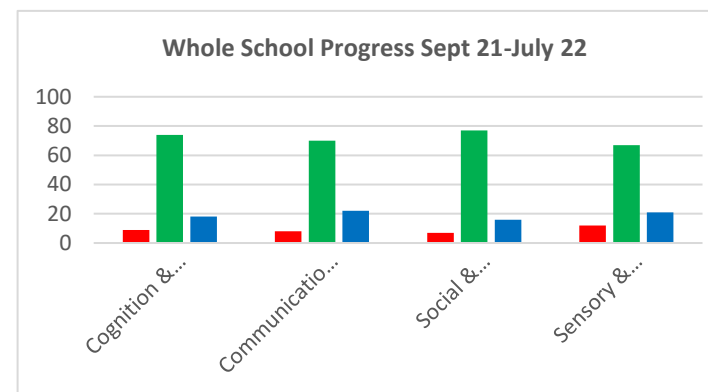
Fairfield School Student Progress September 2021- July 2022

Fairfield School use an app called Evidence for Learning (EFL) to gather, annotate, assess, manage and collate evidence of individual students' learning and their learning journeys. The Evidence for Learning app is used in hundreds of SEND schools to evidence, assess, review and plan for meeting the unique needs of their SEND learners.

The app allows school to evidence and track progress using video evidence against individual learning intentions and targets related to their Education Health & Care (EHC) Plans alongside assessment frameworks. PLG's (Personal Learning Goals) are also set and evidence is collected to inform progress throughout the year.

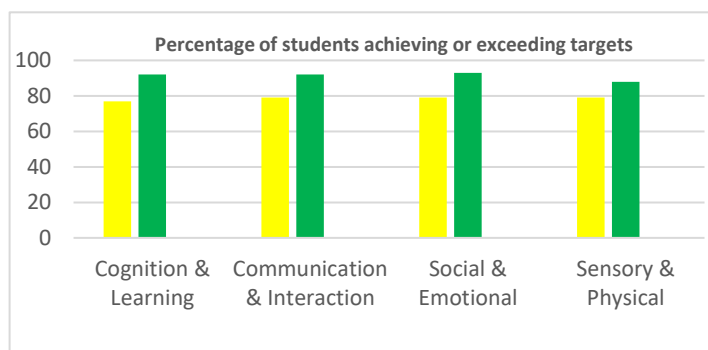
Whole School Progress Sept 21-July 22 (%)			
	Working towards	Achieved Targets	Exceeded Targets
Cognition and Learning	8%	74%	18%
Communication and Interaction	8%	70%	22%
Social and Emotional	7%	77%	16%
Sensory and Physical	12%	67%	21%

Data from September 2021 to July 2022 indicates that 92% of students achieved or exceeded their targets in Cognition and Learning, 92% of students achieved or exceeded their targets in Communication and Interaction, 93% of students in Social and Emotional and 88% in Sensory and Physical.



Percentage of students achieving or exceeding targets	2020-2021	2021-2022
Cognition and Learning	77%	92%
Communication and Interaction	79%	92%
Social and Emotional	79%	93%
Sensory and Physical	79%	88%

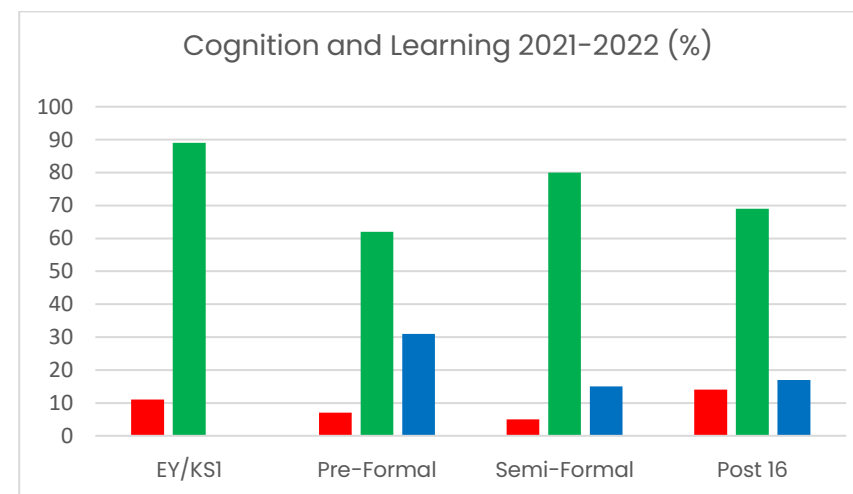

There has been an increase in all areas from data collected last year to this year in students achieving and exceeding their targets. There has been a 15% increase in Cognition and Learning, a 13% increase in Communication and Interaction, a 14% increase in Social and Emotional and a 9% increase in Sensory and Physical.



Cognition and Learning

Cognition and Learning 2020-2021(%)			
	Working towards	Achieved Targets	Exceeded Targets
EY/KSI	34%	53%	13%
Pre-Formal	15%	58%	27%
Semi-Formal	21%	67%	12%
Post 16	29%	65%	6%

Cognition and Learning 2021-2022 (%)			
	Working towards	Achieved Targets	Exceeded Targets
EY/KSI	11%	89%	0%
Pre-Formal	7%	62%	31%
Semi-Formal	5%	80%	15%
Post 16	14%	69%	17%



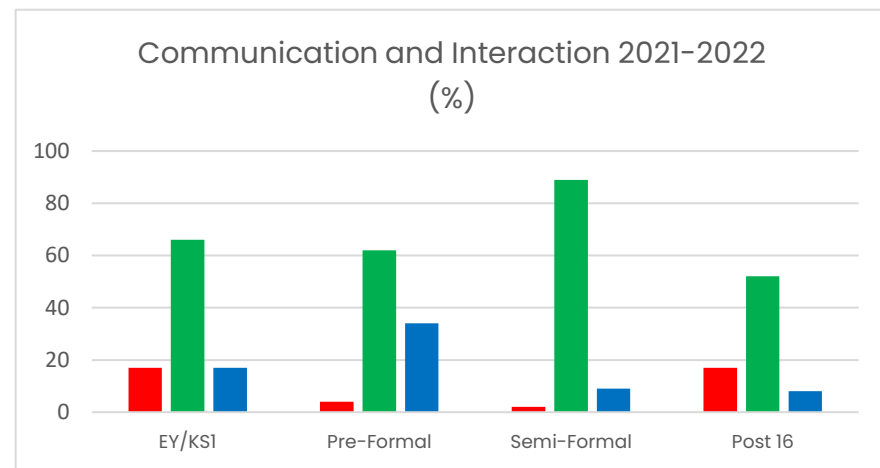
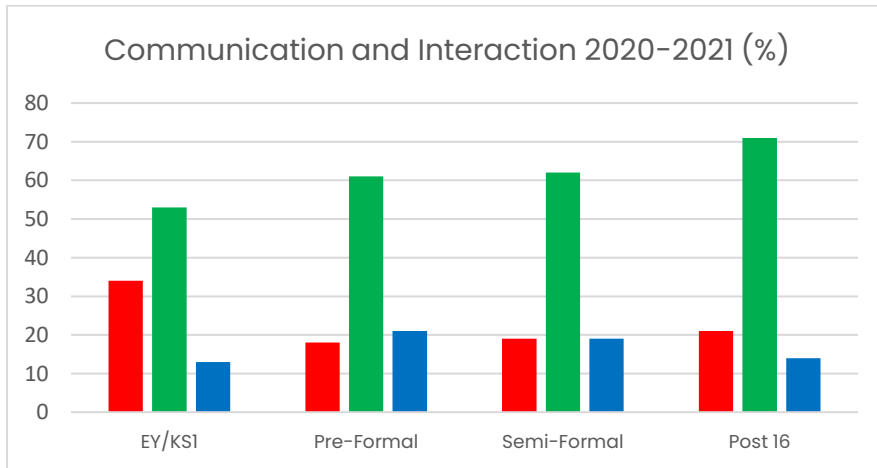
Data shows that:

In EY/KSI this year 89% of students achieved and exceeded their targets compared to 66% last year. In Pre-Formal this year 93% of students achieved and exceeded their targets compared to 85% last year. In Semi-formal this year 95% of students achieved and exceeded their targets compared to 79% last year. In Post 16 this year 86% of students achieved and exceeded their targets compared to 71% last year. This year in Cognition and Learning across school there has been an increase of 16% compared to last year of students meeting and exceeding their targets.

Communication and Interaction

Communication and Interaction 2020-2021 (%)			
	Working towards	Achieved Targets	Exceeded Targets
EY/KS1	34%	53%	13%
Pre-Formal	18%	61%	21%
Semi-Formal	19%	62%	19%
Post 16	21%	71%	8%

Communication and Interaction 2021-2022 (%)			
	Working towards	Achieved Targets	Exceeded Targets
EY/KS1	17%	66%	17%
Pre-Formal	4%	62%	34%
Semi-Formal	2%	89%	9%
Post 16	17%	52%	31%



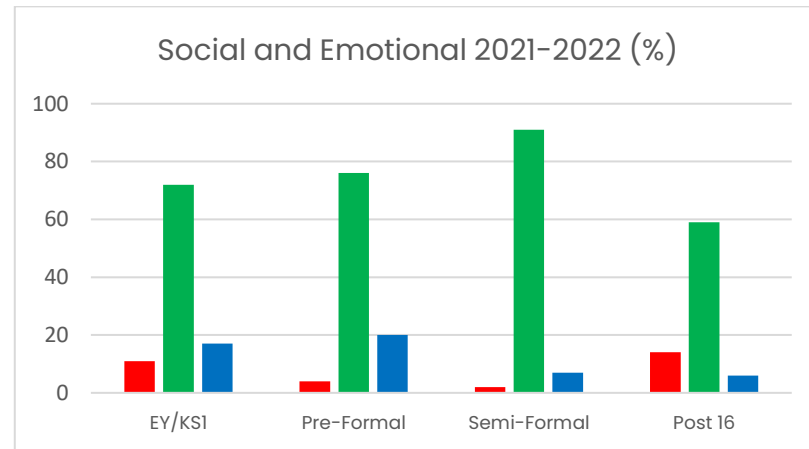
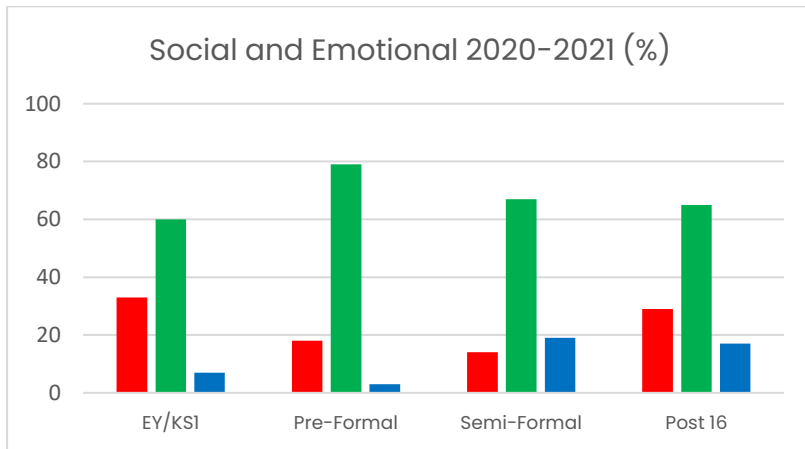
Data shows that:

In EY/KS1 this year 83% of students achieved and exceeded their targets compared to 66% last year. In Pre-Formal this year 96% of students achieved and exceeded their targets compared to 82% last year. In Semi-formal this year 98% of students achieved and exceeded their targets compared to 81% last year. In Post 16 this year 83% of students achieved and exceeded their targets compared to 79% last year. This year in Communication and Interaction across school there has been an increase of 13% compared to last year of students meeting and exceeding their targets.

Social and Emotional

Social and Emotional 2020-2021 (%)			
	Working towards	Achieved Targets	Exceeded Targets
EY/KS1	33%	60%	7%
Pre-Formal	18%	79%	3%
Semi-Formal	14%	67%	19%
Post 16	29%	65%	6%

Social and Emotional 2021-2022 (%)			
	Working towards	Achieved Targets	Exceeded Targets
EY/KS1	11%	72%	17%
Pre-Formal	4%	76%	20%
Semi-Formal	2%	91%	7%
Post 16	14%	59%	27%



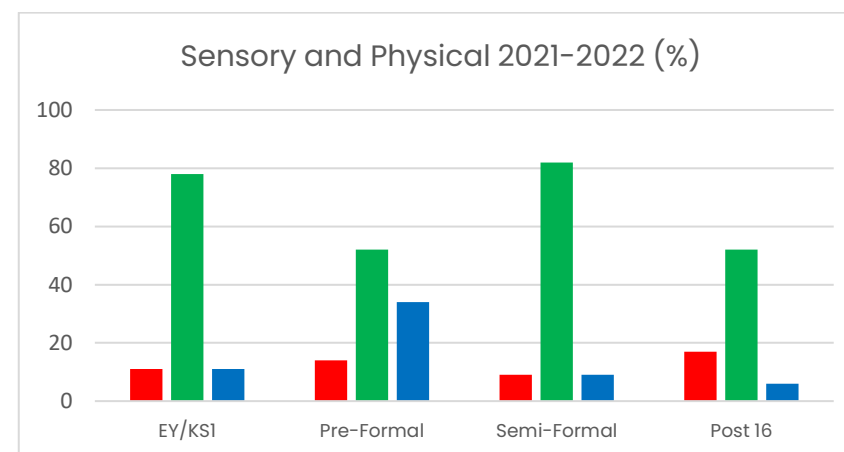
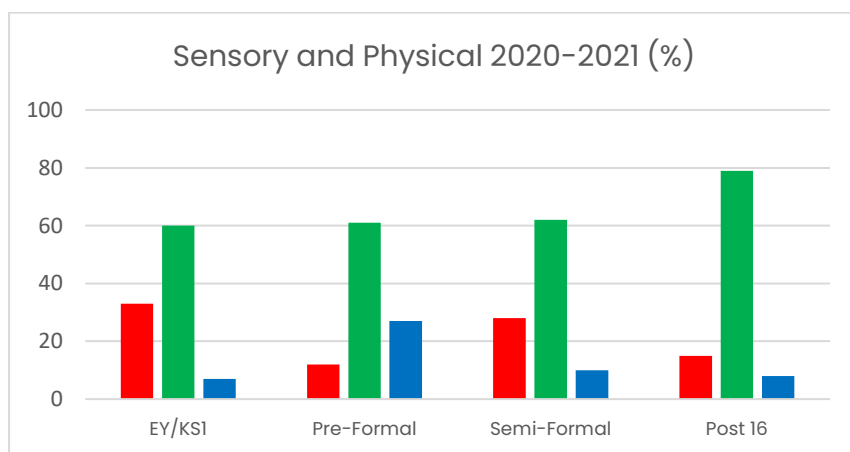
Data shows that:

In EY/KS1 this year 89% of students achieved and exceeded their targets compared to 67% last year. In Pre-Formal this year 96% of students achieved and exceeded their targets compared to 82% last year. In Semi-formal this year 98% of students achieved and exceeded their targets compared to 86% last year. In Post 16 this year 86% of students achieved and exceeded their targets compared to 71% last year. This year in Social and Emotional across school there has been an increase of 16% compared to last year of students meeting and exceeding their targets.

Sensory and Physical

Sensory and Physical 2020-2021 (%)			
	Working towards	Achieved Targets	Exceeded Targets
EY/KS1	33%	60%	7%
Pre-Formal	12%	61%	27%
Semi-Formal	28%	62%	10%
Post 16	15%	79%	6%

Sensory and Physical 2021-2022 (%)			
	Working towards	Achieved Targets	Exceeded Targets
EY/KS1	11%	78%	11%
Pre-Formal	14%	52%	34%
Semi-Formal	9%	82%	9%
Post 16	17%	52%	31%



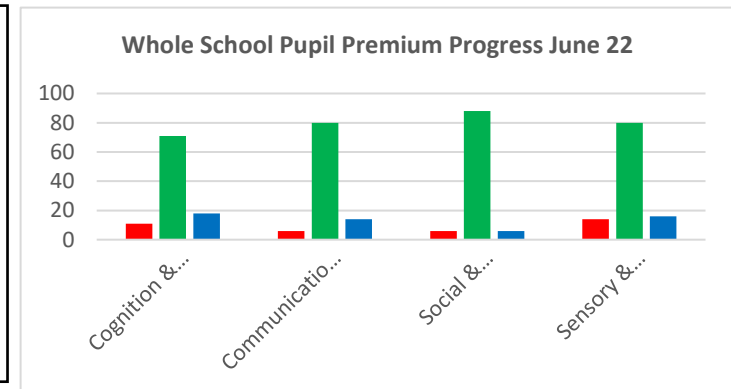
Data shows that:

In EY/KS1 this year 89% of students achieved and exceeded their targets compared to 67% last year. In Pre-Formal this year 86% of students achieved and exceeded their targets compared to 88% last year. In Semi-formal this year 91% of students achieved and exceeded their targets compared to 72% last year. In Post 16 this year 83% of students achieved and exceeded their targets compared to 85% last year. This year in Sensory and Physical across school there has been an increase of 9% compared to last year of students meeting and exceeding their targets.

Pupil Premium

Pupil Premium Progress June 22(%) - 35 students			
	Working towards	Achieved Targets	Exceeded Targets
Cognition and Learning	11%	71%	18%
Communication and Interaction	6%	80%	14%
Social and Emotional	6%	88%	6%
Sensory and Physical	14%	80%	6%

Data from June 2022 indicates that 89% of students achieved or exceeded their targets in Cognition and Learning, 94% of students achieved or exceeded their targets in Communication and Interaction, 94% of students in Social and Emotional and 86% in Sensory and Physical.



Data shows that:

Pupil Premium students are mostly working in line with the rest of the students in school and in Communication and Interaction they are achieving a higher percentage of meeting and exceeding their targets.